



1724 South Sixth Avenue
 South Tucson, AZ 85713
 www.ahandymanshaven.com
 PH (520) 624-7200
 FX (520) 624-2415
 Hours: M-F 9-6 / Sat 9-5

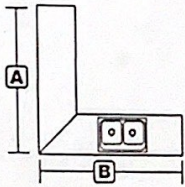
KITCHEN MEASURE

Name: _____ Phone: _____
 Job Site: _____ Date: _____

GEORGEANNA CORP

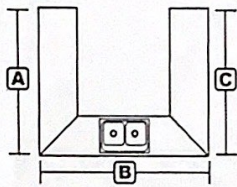
LAYOUT

Select type of layout that best represents the type of kitchen you have and fill in the dimension in the space provided.



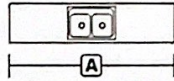
L-SHAPED

A _____ B _____



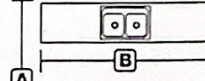
U-SHAPED

A _____ B _____ C _____



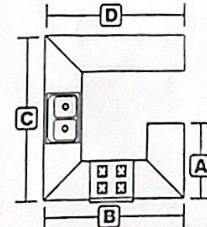
ONE SIDED

A _____



GALLEY

A _____ B _____ C _____




PENINSULA

A _____ B _____
 C _____ D _____

APPLIANCES

Answer the questions and fill in the dimensions for all appliances that exist or you will purchase for your kitchen. For new appliances make sure to include brand and model numbers.



N/A Existing New

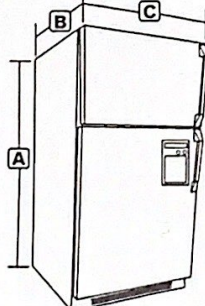
Free Standing Slide In Drop In

Brand: _____

Model number: _____

What is the dimension from wall corner to center electrical/gas supply? _____

A _____ B _____ C _____



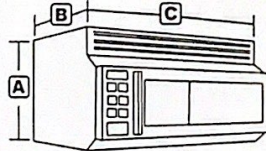
N/A Existing New

Brand: _____

Model number: _____

What is the dimension from wall corner to fridge? _____

A _____ B _____ C _____



N/A Existing New

Vented Non Vented

Brand: _____

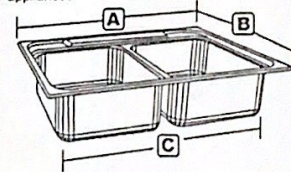
Model number: _____

Micro hood: _____

A _____ B _____ C _____

Hood: _____

A _____ B _____ C _____



N/A Existing New

Single Bowl Double bowl

Drop In Under Mount

Is sink centered on window? Yes No

Brand: _____

Model number: _____

What is the dimension from wall corner to center of plumbing drain? _____

What is the spread between the supply lines? _____

A _____ B _____ C _____


OPTIONS & ACESORIES

Below are some of the options available that can enhance the functionality and look of your kitchen. Select the features that best fit your needs and any other request that are not mentioned should be put in the other features: section

Cabinet Construction



Full Overlay



Partial Overlay

- Full or partial overlay? _____
- What type of box construction do you prefer?
 Standard
 Plywood sides
 All plywood construction
- On base cabinets do you prefer half shelves or full shelves? _____
- would you like solid wood dovetail joint drawers? _____
- Would you like full extension cushion close glides? _____

Space Saving Features

Roll Out Trays	Yes	No
Lazy Susan	Yes	No
Waste & Recycle Container	Yes	No
Sink Tip Out Trays	Yes	No
Cutlery Insert	Yes	No
Pot & Pan Storage	Yes	No
Pull Out Pantry	Yes	No

Decorative Accents

Knobs & Pulls	Yes	No
Finished Ends	Yes	No
Crown Molding	Yes	No
Light Rails	Yes	No
Glass Insert for Doors	Yes	No
Matching Interior	Yes	No
Valances	Yes	No
Decorative Feet & Legs	Yes	No

Other features: